



COVID-19 Vaccination Uptake in Ireland

Weekly Report

Week 35 2022 (week ending Sunday 4th September 2022)

Key highlights of % uptake to date:

- Primary Course Completed: **18+ years: 95.8%**
12-17 years: 74.5%
5-11 years: 24.1%
- 1st Booster: **12+ years: 72.3%**
- 2nd Booster: **12+ years: 14.8%**

Data relating to vaccinations are continually being updated as vaccinations take place and data cleaning is undertaken.

Data presented here relate solely to data extracted from HSE COVID-19 Integrated Information Services (IIS) data lake environment at the specified time.

Background



Authorised COVID-19 vaccines in Ireland are

- Comirnaty (Pfizer/BioNTech)
 - Spikevax (formerly COVID-19 Vaccine Moderna)
 - Vaxzevria (formerly COVID-19 Vaccine AstraZeneca)
 - COVID-19 Vaccine Janssen
 - Novavax-Nuvaxovid
-
- The primary vaccination programme commenced in
 - December 2020 for adults
 - August 2021 for 12-17 year olds
 - January 2022 for 5-11 year olds

 - Booster doses were administered
 - 1st Booster November 2021 for adults
 - 1st Booster March 2022 for 12-17 year olds
 - 2nd Booster April 2022 for adults

Further information on vaccines recommended by the National Immunisation Advisory Committee (NIAC) is located at NIAC website [covid19.pdf \(hse.ie\)](https://www.hse.ie/covid19/pdf)

Methods for vaccination uptake calculation



- Data were provided by HSE Office of the Chief Information Officer (OCIO) based on data in the IIS data lake environment
- Data presented includes COVAX (COVID-19 vaccination information system) registered vaccinations and GP and pharmacy administered vaccinations
- Overall population uptake is calculated based on CSO population estimates* of 2021 (April 2021/H1)
 - n=4,963,363 total
 - n=4,634,508 for eligible 5+ year olds
 - n=4,152,710 for eligible 12+ year olds
 - n=3,745,527 for adults/18+ year olds
- Due to the estimated nature of the estimated total population sizes from the CSO in 2021 and some data quality issues a tolerance of + /- 2% should be applied to any age group uptake data
- Where county and/or age group calculation of estimated uptake exceeds 100% due to unidentified data quality issues or where the numerator exceeds the population estimate/denominator then the uptake will be rounded to 99.9% (unless otherwise indicated in the report)

Definitions



- **Primary course completed** = The number of people over 5 years of age who have completed their primary course (fully vaccinated=two doses of two dose vaccine plan or one dose of a single Janssen vaccine, including those who are immunocompromised and have received an extra, third (primary) dose, in order to complete this course)
- **1st Booster Dose** = The number of individuals who have completed a primary course and have received a 1st booster dose (includes 5-11 year olds with weakened immune systems (from 15/08/2022))
- **2nd Booster Dose** = The number of individuals who have completed their primary course and have received their 2nd booster dose i.e. those who are
 - aged 65 years or older
 - immunocompromised and are 12 years of age or older
 - aged 60-64 years (from 15/08/2022)
 - pregnant women at 16 weeks or later who have not already received a booster vaccine in their current pregnancy (from 15/08/2022)
 - aged 55-59 years (from 22/08/2022)
 - aged 50-54 years (from 29/08/2022)
 - aged 12-49 years who have an underlying medical condition or are residents of long-term care facilities (from 01/09/2022)
 - healthcare workers (from 01/10/2022)
- **3rd Booster Dose** = The number of individuals who have completed their primary course and have received their third booster dose (from 01/10/2022)

COVID-19 vaccination uptake of eligible population* by age group and vaccination status

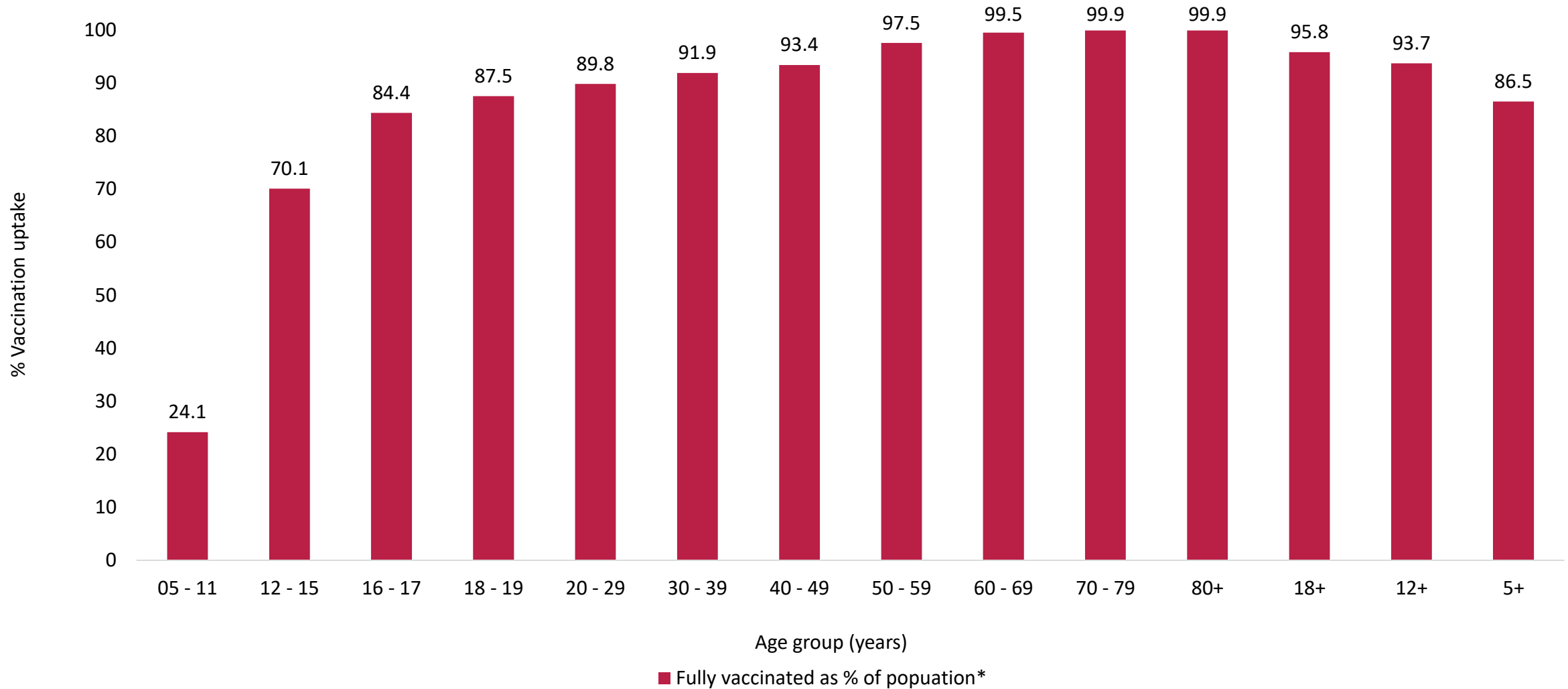
Age group	Primary Course Completed (fully vaccinated)	1 st Booster dose received**	2 nd Booster dose received***
65+ years	99.9%	99.9%	66.3%
18+ years	95.8%	77.3%	16.4%
12+ years	93.7%	72.3%	14.8%
12-17 years	74.5%	26.6%	<1%
5-11 years	24.1%	<1%	n/a

*Population Denominator Based on CSO/HIU 2021 April 2021/H1 estimates

**Figures do not distinguish between those in receipt of their 3rd dose and those who are immunocompromised in receipt of their 4th dose

***Figures do not distinguish between those over 65 years of age in receipt of their 4th dose and those over 12 years of age and immunocompromised in receipt of their 5th dose

Percentage primary course completed (fully vaccinated) uptake of eligible population* by age group**



*Based on CSO/HIU 2021 April 2021/H1 estimates. **Excludes vaccinations administered where age was not reported
Note: Where calculation of estimated uptake exceeds 100% due to unidentified data quality issues, the uptake will be rounded to 99.9%

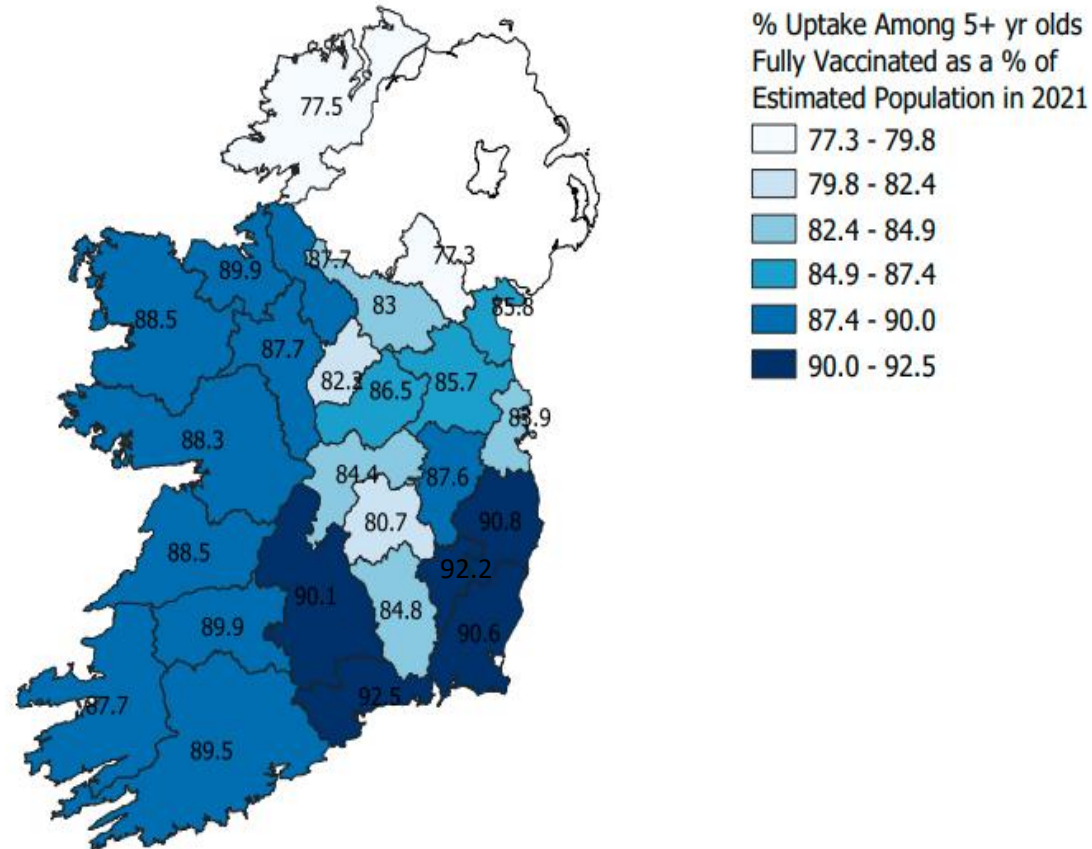
Percentage COVID-19 vaccination uptake of eligible population* for primary course completed (fully vaccinated) by county of residence** and age group



County of residence	5-11	12-15	16 - 17	18 - 19	20-29	30-39	40-49	50-59	60-69	70-79	80+	18+	12+	12-17	5+	65+
Carlow	24.8	77.6	91.8	99.9	97.6	95.2	99.9	99.9	99.9	99.9	99.9	99.9	99.9	82.1	92.2	99.9
Cavan	16.1	64.7	82.8	88.2	90.8	89.8	91.7	93.5	97.8	99.9	99.9	94.2	91.6	70.3	83.0	99.9
Clare	21.5	72.5	89.6	87.3	96.2	99.9	94.5	98.6	97.7	99.9	99.9	98.2	96.1	78.1	88.5	99.9
Cork	27.6	76.3	91.0	93.4	92.4	95.6	96.4	99.4	99.9	99.9	99.9	98.4	96.7	80.8	89.5	99.9
Donegal	9.8	50.2	69.1	77.6	81.6	86.7	84.6	88.4	91.0	99.8	99.9	88.8	85.4	56.2	77.5	100.0
Dublin	27.6	66.3	77.8	82.2	83.2	86.7	89.5	96.9	98.5	99.9	99.9	91.9	90.0	69.8	83.9	99.9
Galway	22.2	72.7	88.1	90.2	98.6	93.8	95.2	98.1	98.2	99.9	99.9	98.0	96.0	77.5	88.3	99.9
Kerry	21.6	75.7	87.2	88.2	92.4	93.5	95.2	97.1	96.8	99.9	99.9	96.1	94.5	79.4	87.7	99.9
Kildare	29.3	73.9	85.8	93.1	89.8	95.6	95.7	99.5	99.9	99.9	99.9	97.5	95.3	77.6	87.6	99.9
Kilkenny	26.4	72.9	84.4	89.9	93.0	89.7	89.4	94.2	96.3	99.1	99.9	93.5	91.7	76.6	84.8	99.5
Laois	22.1	69.8	83.6	88.7	87.0	82.5	88.8	93.1	97.1	98.1	99.9	90.5	88.6	74.0	80.7	99.0
Leitrim	13.5	69.6	84.8	85.7	95.8	98.8	94.8	96.1	97.3	99.9	99.9	98.9	96.4	74.5	87.7	99.9
Limerick	25.8	73.3	86.2	90.9	95.8	97.6	95.7	99.3	99.9	99.9	99.9	99.2	97.1	77.4	89.9	99.9
Longford	12.9	59.6	76.5	85.8	86.7	87.4	91.6	95.7	96.0	99.9	99.9	94.2	91.0	64.8	82.2	99.9
Louth	20.4	68.2	86.4	85.9	91.3	90.0	92.8	98.3	99.9	99.9	99.9	96.4	93.9	73.9	85.8	99.9
Mayo	15.6	66.5	86.2	90.2	100.0	99.9	97.2	96.6	97.9	99.9	99.9	99.0	96.5	72.9	88.5	99.9
Meath	25.0	72.8	87.0	86.4	93.2	95.6	93.9	97.6	99.4	99.9	99.9	96.4	94.1	77.2	85.7	99.9
Monaghan	10.5	56.3	80.4	77.2	86.8	82.2	84.0	87.0	92.1	99.9	99.9	88.5	85.9	63.7	77.3	99.9
Offaly	20.8	69.8	83.2	89.7	85.2	90.7	95.0	95.1	98.3	99.9	99.9	94.3	92.1	74.0	84.4	99.9
Roscommon	18.9	70.2	90.2	87.4	99.9	95.3	95.7	94.6	99.0	99.9	99.9	97.8	95.6	76.6	87.7	99.9
Sligo	21.0	74.6	90.0	92.6	87.5	99.9	99.9	98.1	99.9	99.9	99.9	99.5	97.6	79.4	89.9	99.9
Tipperary	21.4	72.6	90.3	87.1	96.8	97.2	97.0	99.6	99.9	99.9	99.9	99.9	97.9	78.3	90.1	99.9
Waterford	23.2	72.6	88.6	93.1	99.5	99.9	99.9	99.9	99.9	99.9	99.9	99.9	99.9	77.7	92.5	99.9
Westmeath	20.0	66.8	81.5	86.4	90.0	92.0	95.0	99.1	99.9	99.9	99.9	97.3	94.6	71.4	86.5	99.9
Wexford	23.8	73.6	88.4	92.3	95.6	97.4	97.4	99.9	99.9	99.9	99.9	99.9	98.4	78.3	90.6	99.9
Wicklow	30.0	78.1	90.8	88.3	91.4	98.4	99.9	100.0	99.9	99.9	99.9	99.9	98.2	82.0	90.8	99.9
Total*	23.6	70.1	84.4	87.5	89.8	91.9	93.4	97.5	99.5	99.9	99.9	95.8	93.7	74.5	86.5	99.9

*Based on CSO/HIU 2021 April 2021/H1 estimates **Includes individuals resident in Northern Ireland and where county of residence was not reported
Where calculation of estimated uptake exceeds 100% due to unidentified data quality issues or where the numerator exceeds the population estimate/denominator, the uptake has been rounded to 99.9%

Percentage COVID-19 vaccination uptake of eligible population* for primary course completed (fully vaccinated) by county of residence among those 5+ years of age **



*Based on CSO/HIU 2021 April 2021/H1 estimates

**Excludes individuals resident in Northern Ireland or where county of residence was not reported

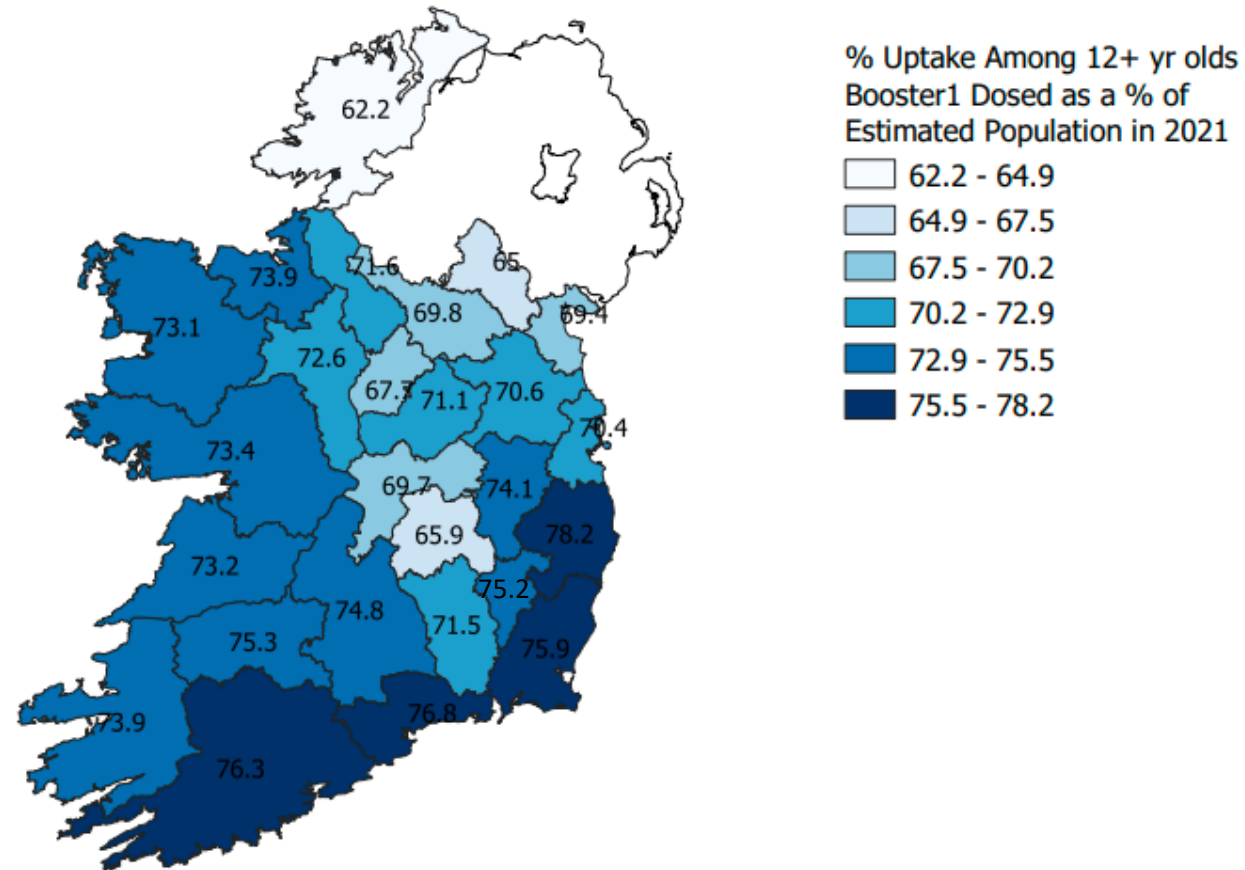
Percentage COVID-19 1st booster vaccination uptake of eligible population* by county of residence** and age group



County of residence	5-11	12-15	16 - 17	18 - 19	20-29	30-39	40-49	50-59	60-69	70-79	80+	18+	12+	12-17	5+	65+
Carlow	0.0	15.3	51.2	58.7	58.4	63.6	77.6	91.5	96.8	99.9	99.9	80.8	75.2	26.8	67.2	99.9
Cavan	0.0	14.0	47.4	53.6	53.7	60.3	72.4	82.1	91.7	98.6	99.9	75.4	69.8	24.3	61.8	98.3
Clare	0.0	13.6	48.2	52.7	59.0	67.5	73.7	85.6	91.0	99.3	99.9	78.9	73.2	24.9	65.8	97.8
Cork	0.0	19.7	56.7	62.1	62.3	69.8	78.5	88.3	95.2	99.9	99.9	81.1	76.3	31.1	68.4	99.9
Donegal	0.0	8.2	30.6	36.6	42.7	52.6	62.5	74.3	82.9	93.8	99.8	67.8	62.2	15.3	55.7	93.0
Dublin	0.0	19.1	47.0	50.4	55.1	62.8	71.7	85.6	92.8	99.9	99.9	74.5	70.4	27.7	63.5	99.9
Galway	0.0	14.2	50.0	55.1	60.9	65.8	76.0	85.5	91.0	99.9	99.9	78.5	73.4	25.4	65.7	99.4
Kerry	0.0	19.5	50.5	51.3	56.6	65.1	75.3	85.1	90.6	96.3	97.5	78.4	73.9	29.5	67.0	95.5
Kildare	0.0	19.6	53.2	59.1	57.3	68.3	78.1	90.5	96.8	99.9	99.9	79.7	74.1	30.1	65.5	99.9
Kilkenny	0.0	15.3	49.5	56.0	59.4	62.4	71.8	83.9	91.1	96.6	98.1	76.6	71.5	26.2	63.9	95.7
Laois	0.0	14.1	46.4	50.8	52.4	55.2	69.5	81.2	91.4	94.5	94.4	71.5	65.9	23.9	58.1	94.2
Leitrim	0.0	11.3	36.8	45.3	53.0	60.0	70.8	83.4	90.6	99.9	99.9	77.6	71.6	19.4	64.2	99.9
Limerick	0.0	16.9	51.6	57.7	61.8	68.4	75.9	87.1	93.9	99.9	99.9	80.2	75.3	27.8	67.6	99.9
Longford	0.0	8.6	33.4	40.5	48.2	57.2	70.0	82.2	90.9	99.9	99.9	74.0	67.7	16.3	60.1	99.9
Louth	0.0	15.2	45.7	45.3	51.2	58.4	70.5	84.3	94.4	99.9	99.9	74.8	69.4	24.8	61.7	99.9
Mayo	0.0	10.4	42.1	50.3	58.8	65.7	75.1	83.1	90.0	97.2	98.4	78.7	73.1	20.7	65.9	96.4
Meath	0.0	17.0	48.5	49.6	55.6	64.0	74.0	86.8	94.3	99.9	99.9	76.6	70.6	26.7	62.0	99.7
Monaghan	0.0	9.1	41.8	40.8	50.0	52.5	66.2	77.5	87.5	98.6	99.2	70.4	65.0	19.1	57.6	96.4
Offaly	0.0	13.5	47.7	54.1	51.5	59.1	75.2	84.1	91.4	98.1	97.7	75.1	69.7	24.3	62.1	96.5
Roscommon	0.0	11.3	43.9	46.7	60.7	63.0	75.0	81.6	92.2	96.8	98.8	78.3	72.6	21.8	65.1	97.0
Sligo	0.0	12.6	47.0	53.7	51.5	68.6	78.3	84.2	93.0	99.9	99.9	79.2	73.9	23.3	66.5	99.9
Tipperary	0.0	14.9	49.4	49.8	59.0	65.1	75.1	86.4	96.4	99.9	99.9	80.3	74.8	26.0	67.1	99.9
Waterford	0.0	16.0	49.0	54.7	61.1	72.4	78.7	88.8	96.1	99.9	99.9	82.3	76.8	26.6	69.1	99.9
Westmeath	0.0	11.7	41.6	47.2	52.1	61.3	74.3	86.5	96.6	99.9	99.9	76.9	71.1	21.0	63.4	99.9
Wexford	0.0	14.7	51.7	55.7	58.2	66.0	77.5	89.0	98.8	99.9	99.9	81.7	75.9	26.5	68.0	99.9
Wicklow	0.0	21.4	58.6	57.7	59.7	71.6	82.1	90.6	99.4	99.9	99.9	83.6	78.2	32.9	69.7	99.9
Total*	0.0	16.5	48.5	52.6	56.7	64.3	74.2	85.8	93.3	99.9	99.9	77.3	72.3	26.6	64.8	99.9

*Based on CSO/HIU 2021 April 2021/H1 estimates. **Includes individuals resident in Northern Ireland and where county of residence was not reported
Where calculation of estimated uptake exceeds 100% due to unidentified data quality issues or where the numerator exceeds the population estimate/denominator, the uptake has been rounded to 99.9%

Percentage COVID-19 vaccination uptake of eligible population* for 1st booster by county of residence among those 12+ years of age**



*Based on CSO/HIU 2021 April 2021/H1 estimates

**Excludes individuals resident in Northern Ireland or where county of residence was not reported

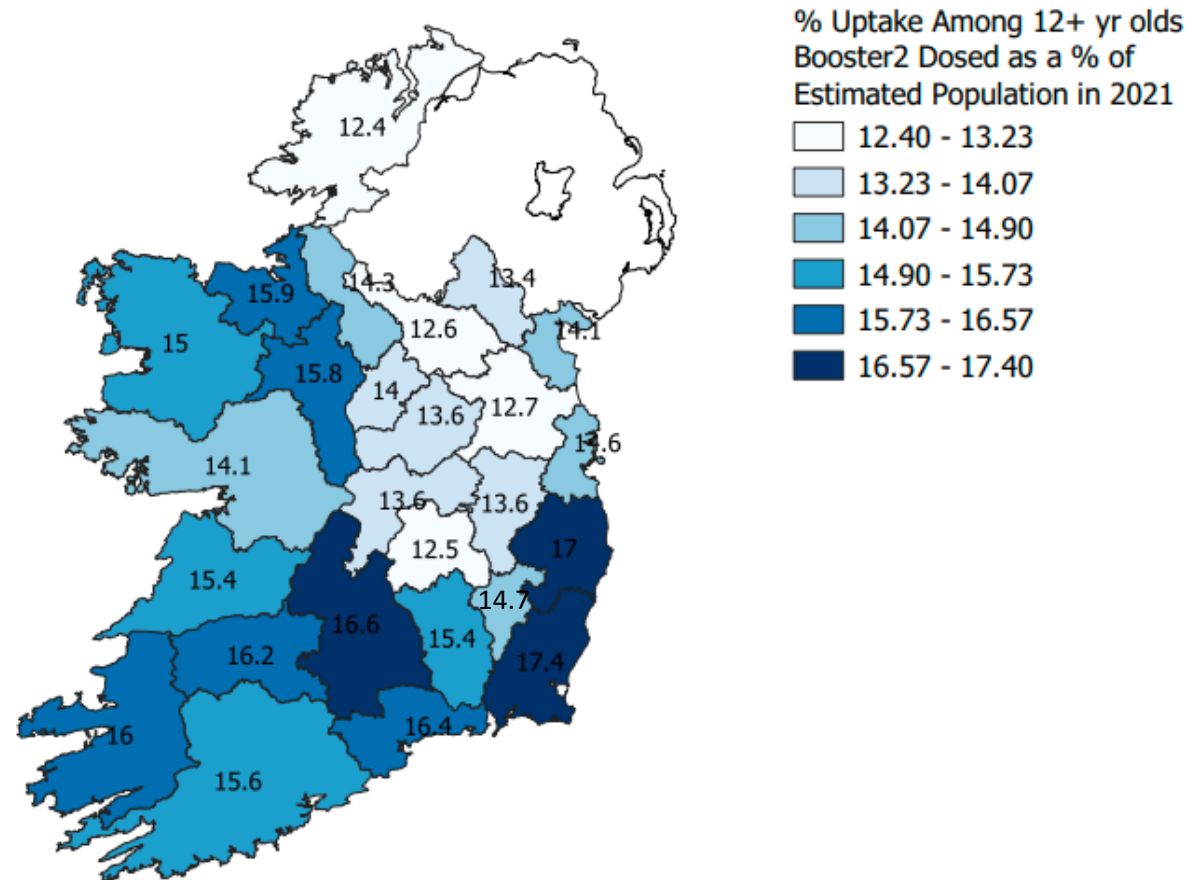
Percentage COVID-19 2nd booster vaccination uptake of eligible population* by county of residence** and age group



County of residence	5-11	12-15	16 - 17	18 - 19	20-29	30-39	40-49	50-59	60-69	70-79	80+	18+	12+	12-17	5+	65+
Carlow	0.0	0.0	0.1	0.1	0.2	0.5	0.8	6.9	36.4	73.0	75.9	16.3	14.7	0.0	13.1	68.8
Cavan	0.0	0.0	0.0	0.0	0.2	0.3	0.6	2.6	30.4	62.3	65.7	14.1	12.6	0.0	11.1	60.6
Clare	0.0	0.0	0.1	0.2	0.4	0.7	0.9	6.9	35.6	65.6	65.6	17.2	15.4	0.0	13.9	63.0
Cork	0.0	0.1	0.2	0.3	0.5	1.0	1.6	10.0	40.1	69.0	69.0	17.2	15.6	0.1	14.0	66.6
Donegal	0.0	0.0	0.2	0.1	0.2	0.4	0.5	4.2	26.8	53.0	58.7	13.9	12.4	0.0	11.1	51.5
Dublin	0.0	0.0	0.1	0.2	0.3	0.7	0.9	10.4	43.9	74.4	75.2	16.0	14.6	0.1	13.2	71.9
Galway	0.0	0.0	0.1	0.1	0.4	0.8	1.1	7.6	34.7	65.0	68.0	15.7	14.1	0.0	12.7	62.4
Kerry	0.0	0.1	0.1	0.2	0.3	0.8	1.1	6.4	33.8	62.2	61.9	17.6	16.0	0.1	14.5	59.8
Kildare	0.0	0.1	0.1	0.2	0.3	0.8	1.0	9.1	43.2	77.1	70.7	15.4	13.6	0.1	12.1	72.8
Kilkenny	0.0	0.0	0.0	0.0	0.4	0.6	0.9	8.3	37.3	68.5	67.0	17.2	15.4	0.0	13.8	65.1
Laois	0.0	0.0	0.0	0.2	0.4	0.6	1.1	8.0	34.7	64.6	66.9	14.1	12.5	0.0	11.0	62.3
Leitrim	0.0	0.0	0.1	0.2	0.3	0.7	0.6	4.7	27.4	60.1	57.5	15.9	14.3	0.0	12.8	54.7
Limerick	0.0	0.0	0.2	0.3	0.4	0.8	1.5	9.0	39.8	70.3	71.4	17.9	16.2	0.1	14.6	67.8
Longford	0.0	0.0	0.0	0.2	0.3	0.6	1.0	5.9	30.1	65.5	70.6	15.7	14.0	0.0	12.4	61.3
Louth	0.0	0.0	0.0	0.1	0.2	0.7	0.8	6.7	38.0	71.3	73.0	15.9	14.1	0.0	12.6	68.6
Mayo	0.0	0.1	0.1	0.1	0.4	0.6	1.2	5.6	28.6	57.2	59.3	16.6	15.0	0.1	13.5	54.5
Meath	0.0	0.0	0.1	0.2	0.3	0.6	0.7	7.6	38.4	67.9	68.6	14.4	12.7	0.1	11.2	65.6
Monaghan	0.0	0.0	0.2	0.2	0.3	0.5	0.7	4.6	33.8	61.5	61.7	14.9	13.4	0.1	11.8	58.3
Offaly	0.0	0.0	0.0	0.1	0.2	0.5	1.3	6.7	34.1	64.2	63.2	15.3	13.6	0.0	12.2	61.0
Roscommon	0.0	0.0	0.1	0.6	0.4	1.0	1.3	6.3	32.8	62.0	62.2	17.6	15.8	0.1	14.2	59.1
Sligo	0.0	0.0	0.1	0.4	0.2	0.8	1.1	7.7	33.1	64.5	65.0	17.6	15.9	0.0	14.3	61.3
Tipperary	0.0	0.0	0.2	0.2	0.3	0.7	1.1	6.9	37.2	71.0	72.9	18.5	16.6	0.1	14.9	68.1
Waterford	0.0	0.0	0.2	0.4	0.3	0.8	1.3	8.5	38.7	68.5	72.1	18.2	16.4	0.1	14.7	66.5
Westmeath	0.0	0.0	0.2	0.2	0.3	0.6	1.0	4.7	34.3	71.0	69.9	15.1	13.6	0.1	12.1	66.2
Wexford	0.0	0.0	0.1	0.2	0.3	0.5	0.6	9.6	42.5	73.8	73.6	19.4	17.4	0.1	15.6	70.9
Wicklow	0.0	0.0	0.3	0.2	0.2	0.8	0.9	11.6	45.1	75.0	75.0	19.1	17.0	0.1	15.2	72.6
Total*	0.0	0.0	0.1	0.2	0.3	0.7	1.0	8.4	38.6	69.0	69.9	16.4	14.8	0.1	13.3	66.3

*Based on CSO/HIU 2021 April 2021/H1 estimates. **Includes individuals resident in Northern Ireland and where county of residence was not reported
Where calculation of estimated uptake exceeds 100% due to unidentified data quality issues or where the numerator exceeds the population estimate/denominator, the uptake has been rounded to 99.9%

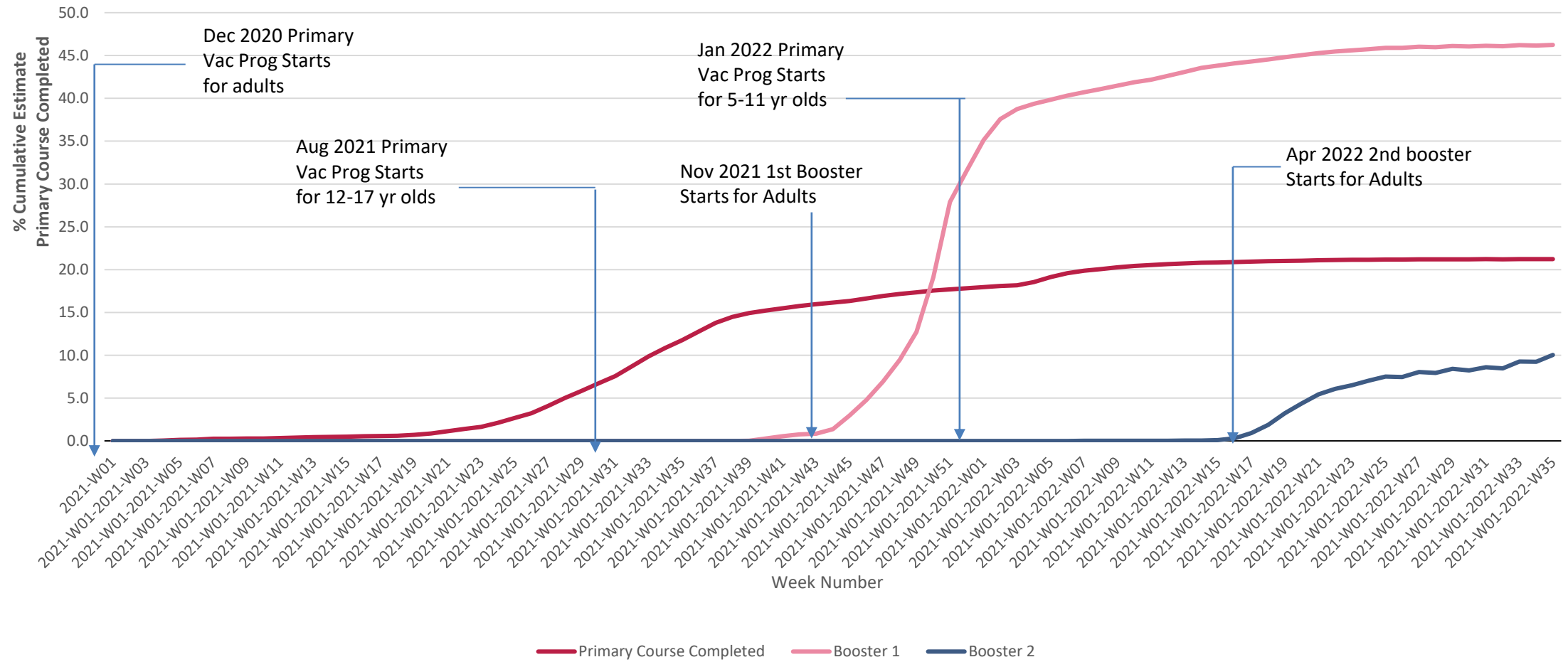
Percentage COVID-19 vaccination uptake of eligible population* for 2nd booster by county of residence among those 12+ years of age**



*Based on CSO/HIU 2021 April 2021/H1 estimates

**Excludes individuals resident in Northern Ireland or where county of residence was not reported

Cumulative weekly uptake* of most recent vaccination dose by booster vaccination status among registered and vaccinated individuals who have completed their primary course treatment



*Based on CSO/HIU 2021 April 2021/H1 estimates; Not included are individuals who have 1) not been vaccinated with a last vaccination date, 2) received a second booster without the first and, 3) not completed their primary course, but who have received a 1st or 2nd booster or both boosters

Acknowledgements

Sincere thanks to the following for providing the data for this report:

- National Immunisation Office (NIO)
- Office of the Chief Information Officer (OCIO)
- HSE Integrated Information Services (IIS) and COVAX Implementation team of Salesforce, IBM, PWC, EY
- HSE procurement/acute hospitals/CHOs/vaccinating teams and administrators/IT staff
- HSE Health Intelligence, Strategic Planning & Transformation Unit



@hpscireland



@hpscireland

www.hpsc.ie

